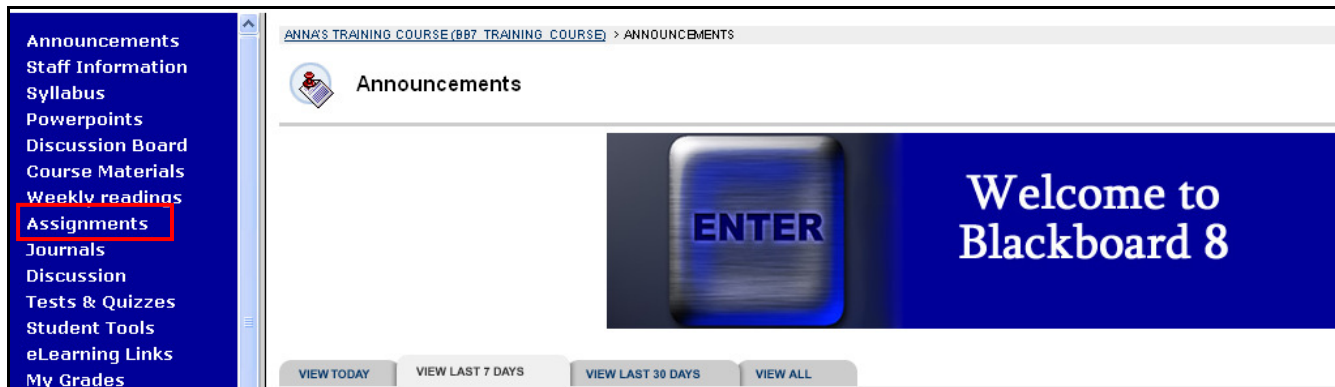


What is it?


SafeAssign is a plagiarism prevention service, integrated into Blackboard and available to all Blackboard users on both the Downtown and Anschutz Medical Campus. This service helps instructors prevent plagiarism by detecting unoriginal content in student papers. In addition to acting as a plagiarism deterrent, it also has features designed to aid in educating students about plagiarism and the importance of proper attribution of any borrowed content.

How do I submit my paper through SafeAssign?

1. Login to your Blackboard course at <http://blackboard.cuonline.edu> and go to the course you need to submit your paper.
2. Depending on where your instructor has set up the assignment, usually you can access it directly from the appropriate course menu link located on the left hand side of the menu navigation. In this instance, click on the **Assignments** link.



3. Locate the assignment and click on the **View/Complete** link to submit your paper.




SafeAssign Oct 30 Paper

All student work submitted through SafeAssignment will be screened for plagiarism.

Please refer to the syllabus for more details on the submission requirements on this paper

>> [View/Complete](#)

4. Upload your paper via the SafeAssign tool. It will only accept certain formats such as .doc/.txt/.rtf and.docx (Microsoft Office 2007).

 **Upload SafeAssignment**

By submitting this paper, you agree: (1) to the Terms of Use at [SafeAssign Terms of Use](#); (2) that your institution may use your paper in accordance with your institution's policies; and (3) that your use of SafeAssign will be without recourse against Blackboard Inc. and its affiliates.

1 Assignment Information

Name SafeAssign Oct 30 Paper

Instructions All student work submitted through SafeAssignment will be screened for plagiarism.

Please refer to the syllabus for more details on the submission requirements on this paper

2 Your Files

Comments

File To Attach Test file.docx

NOTE: SafeAssign accepts files in Microsoft Word (doc)/ TXT / RTF / HTML / PDF formats only. Please DO NOT upload files in any other formats, including JPEG / ZIP.

5. Check **the Global Reference Database** box if you want papers from other institutions to be checked against yours. Click **Submit** button when you are done.

3 Global Reference Database


Submitting to the SafeAssign Global Reference Database allows papers from other institutions to be checked against your paper to protect the originality of your work across institutions. To learn more about the Global Reference Database click [here](#).

I agree to submit my paper to the Global Reference Database

4 Submit


Click **Submit** to finish. Click **Cancel** to quit.

6. You will receive a confirmation message when you have submitted the paper successfully.

 **SafeAssignment Submitted**

SafeAssignment is successfully submitted.

7. To review your SafeAssign report, you need to go back into the Assignment section of the course menu. Click the **OK** button to review the results.

 **SafeAssignment Already Completed**

You have already completed this SafeAssignment, click OK to review your results.




8. You will be able to view your grade once the instructor has graded the paper, otherwise click on the green tick to access the report. Under Matching, it will disclose a percentage to indicate how closely the paper matched with the content in the global database.

1 Assignment Information

Name SafeAssign Oct 30 Paper

Description Please refer to the syllabus for more details on the submission requirements on this paper

2 Submitted Work

Student ID	Student Name	Text	File	Matching	SA Report	Submitted
	Student, Anna			0%		Thu Oct 30 15:07:34 MDT 2008

3 View Grade

View grade for the assignment:


Grade	Points Possible	Weight
I	100.0	0.0

4 Instructor's Feedback



Comments

Currently Attached File No feedback uploaded

9. A pop up window will appear showing you the report.

 Help Close

Paper Information


Author: Anna Student	Assignment: SafeAssign Oct 30 Paper	Print version: 
Title: Assignment1.docx	Submitted: Oct 30 2008 15:07:34 MDT	Direct link: 
Matching: <input type="text"/> 0%	Paper ID: 20355945	

Submission Comment

here is my paper

Suspected Sources

Click on a source to view the original, or click on the magnifying glass to see the source highlighted in the text below.


 Highlight All

Paper Text

Assignment 1

I am writing this paper on the evolution of health sciences and contest that this is my original work and I have cited throughout this paper and hope that the SafeAssign tool will not find a match.

©2008 Blackboard Inc. All rights reserved.
SafeAssign, SafeAssignment and the SafeAssign logo are trademarks of Blackboard Inc. in the United States and/or other countries.

powered by  Live Search